



ASKINA® BARRIER FILM


LASTING SKIN PROTECTION FOR STOMA AND WOUND CARE

B. Braun Wound Care. Right. From the start.

Askina® Barrier Film

No sting, rapid drying, breathable skin barrier

When to use Askina® Barrier Film?



- 1 TO PREVENT** skin breakdown caused by **FRICTION** or **MOISTURE**
 - Protection of vulnerable areas: heels, elbows, toes, hips – from the first signs of reddening caused by friction.
 - Protection of incontinent patients' skin.
- 2 TO PROTECT** skin at risk from hyperhydration and/or **MACERATION** and **EXCORIATION**
 - Periwound skin.
 - Peristomal area.
 - Around fixation sites for drainage tubes and external catheters.
- 3 TO MAINTAIN** the integrity of newly healed skin to stop secondary breakdown



Skin at risk:
incontinent patient



Incontinence dermatitis
with skin breakdown



Peri-wound skin
maceration



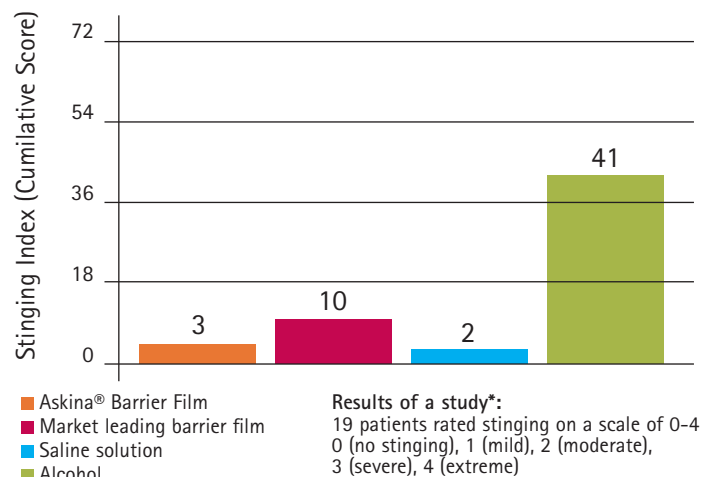
Tube insertion site

INDICATIONS

Askina® Barrier Film is indicated for use on intact or damaged skin. Askina® Barrier Film acts as a protective barrier:

- Against irritation from bodily fluids
- For sensitive and fragile skin
- Under adhesive dressings on peri wound area to reduce disruption to newly healing tissue
- For damaged skin
- For skin tears with skin flap intact or category 1a, 1b, 2a, 2b
- To protect periwound and peristomal areas
- For small cuts and tears
- At fixation sites for drainage tubes and external catheters

Completely sting free



* Data on file

How to use Askina® Barrier Film?

1 Skin preparation

- Cleanse the skin with appropriate cleansing solution and dry thoroughly.

2 Application

- Holding the spray nozzle 10 - 15 cm from the skin, press the spray nozzle and apply a smooth coating of film over the necessary area.
- Allows the film to dry for 30 seconds.
 - If using the swab, apply to area requiring protection and allow 30 seconds to dry.

3 Removal

- If necessary, can be removed with Askina® Adhesive Remover or a commonly used medical adhesive remover.



BENEFITS IN STOMACARE

Significant irritation of peristomal skin at day 1.



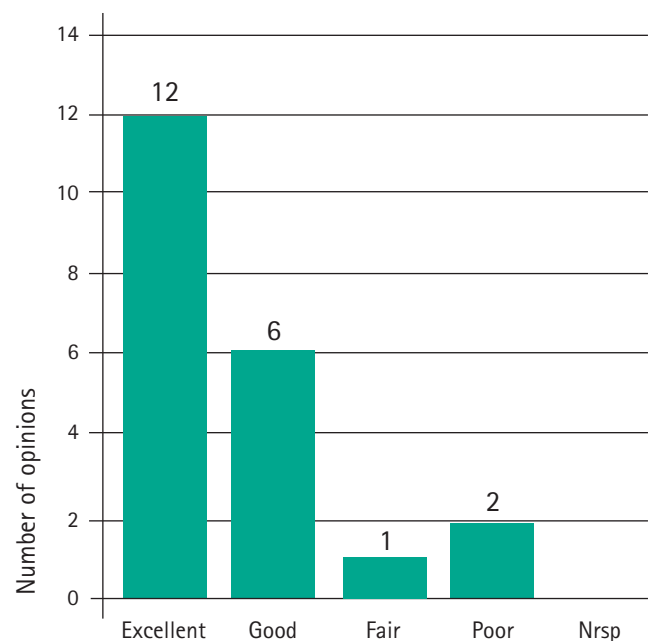
Signs of irritation have been almost entirely resolved at day 15.



After 15 days of treatment with Askina® Barrier Film, an improvement of the peristomal skin is evident.

Patient's main benefit in stomacare:
Secure adhesion of pouch
Less pain during pouch removal

User opinion on skin protection efficacy¹



¹ 21 patients took part in the survey*

In summary, 18 out of 21 patients rated the product as «Excellent» or «Good».

Frequently Asked Questions

- **How often can Askina® Barrier Film be applied?**
The protective film will last between 48 and 72 hours, but re-application is recommended each time you change your stoma pouch. For IAD if you can still see the sheen, then there is no need to re-apply. Guidelines recommend to re-apply after every 3 washes.
- **How should I remove Askina® Barrier Film?**
Askina® Barrier Film can be removed using Askina® Adhesive Remover or a commonly used medical adhesive remover.
- **Can Askina® Barrier Film be used on damaged or sensitive skin?**
Yes, it contains no alcohol, and can be safely used to provide pain-free protection on damaged, sensitive and fragile skin.
- **Can Askina® Barrier Film be used on infants?**
Askina® Barrier Film can be used on infants over 1 month of age.
- **How long does the bottle last?**
On average, Askina® Barrier Film 28 ml spray will last for 140 pumps, which equates to one months usage.
- **Will Askina® Barrier Film dry my skin?**
Biological tests have been carried out on Askina® Barrier Film and there is scientific evidence that Askina® Barrier Film will not dry your skin. When applied to the skin it allows the skin to breath normally.
- **If my peristomal skin itches under my ostomy devices, could I use Askina® Barrier Film?**
Peristomal skin is damaged by frequent removal of ostomy devices, which can cause irritation. The use of Askina® Barrier Film will protect your skin and prevent any damage, therefore prevent irritation and itching.

B. Braun Ordering Information

Askina® Barrier Film

Size	Units/Box	Code
28 ml Spray Bottle	1	4002801
1ml Foam Swab	5	4000105
1ml Foam Swab	25	4000125