

# Cutimed® Sorbact®

Safe and effective infection management

Up to **73.1%**  
bacterial reduction  
in critically  
colonized wounds  
within 4 days<sup>1</sup>



## Cutimed®

<sup>1</sup> Mosti et al. Comparative study of two antimicrobial dressings in infected leg ulcers: a pilot study. J Wound Care. 2015 Mar;24 (3):121-2; 124-7

# It's time to go down a new path. It's time to go green!

Due to the **purely physical mode of action**, Cutimed® Sorbact® binds and removes bacteria without the release of any antimicrobial agents. So experience the effectiveness of **Cutimed® Sorbact®**. **Together we can make infection management safe in every respect.**

## Easy

No known contraindications

## Safe

Binds bacteria and fungi

## Clinically Proven

Demonstrated ability to reduce bacterial burden in critically colonized wounds up to 73%<sup>1</sup>

<sup>1</sup> Mosti et al. Comparative study of two antimicrobial dressings in infected leg ulcers: a pilot study. J Wound Care. 2015 Mar;24(3):121-2; 124-7

Why not choose a dressing with a purely physical mode of action?

Cutimed® Sorbact® does not release any antimicrobial agents into the wound.



# Cutimed® Sorbact® provides



## Safely binds bacteria and fungi

Cutimed® Sorbact®'s effectiveness is based on a purely physical mode of action. This creates a variety of benefits, which make your daily work safe:

- No contraindications known\*
- No release of antimicrobial agents
- Low risk of allergies



In addition, the dressing can be used for:

- prolonged duration of treatment\*\*
- Children\*
- Pregnant and breastfeeding women due to its physical mode of action\*

\* Consider limitations mentioned in the instructions for use in regard of Cutimed Sorbact gel.  
 \*\* The dressing changes should be considered according to patient specific needs and limitations given by the instructions for use.

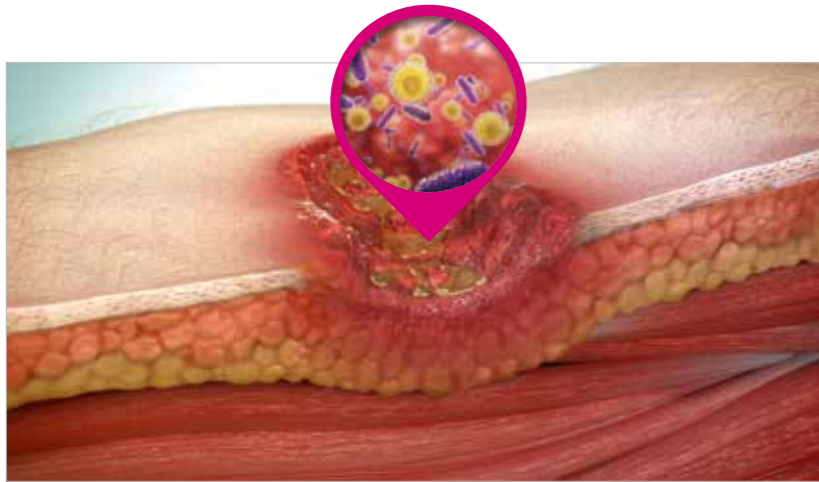


## Ease your work with convenient solutions

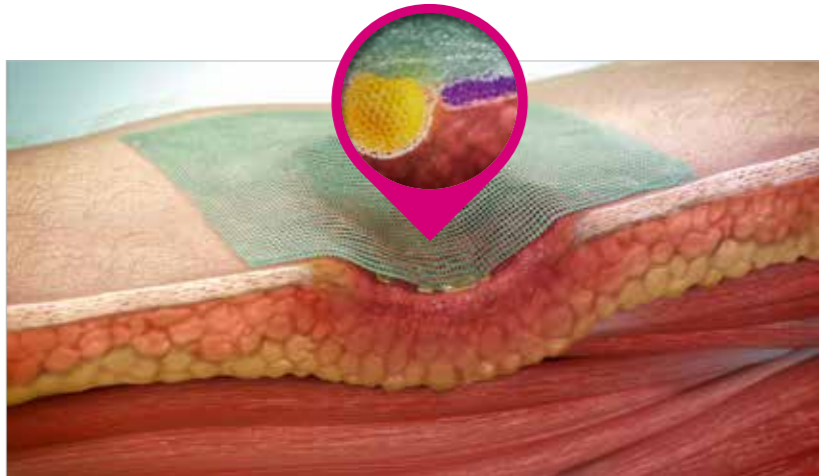
1. Choose Cutimed® Sorbact® for prevention and infection management<sup>1,2</sup>
2. Be safe as you can use it for chronic and acute wounds with no known contraindications
3. Ease your application 
4. Treat superficial and deep wounds 

<sup>1</sup> Mosti et al. Comparative study of two antimicrobial dressings in infected leg ulcers: a pilot study. J Wound Care. 2015 Mar;24(3):121-2; 124-7  
<sup>2</sup> Stanirowski et al. Randomized Controlled Trial Evaluating Dialkylcarbamoyl Chloride Impregnated Dressings for the Prevention of Surgical Site Infections in Adult Women Undergoing Cesarean Section. Surg Infect (Larchmt). 2016 Aug;17(4):427-35

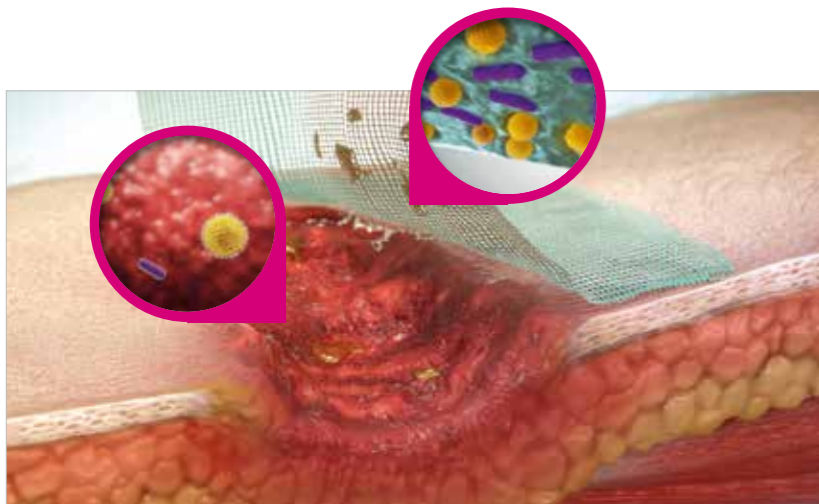
# Cutimed® Sorbact® safely binds bacteria purely physically



An **infected** and **colonized** wound.



**Cutimed® Sorbact®** is applied directly to the wound. Bacteria and / or fungi are attracted to the **Sorbact®** mesh.



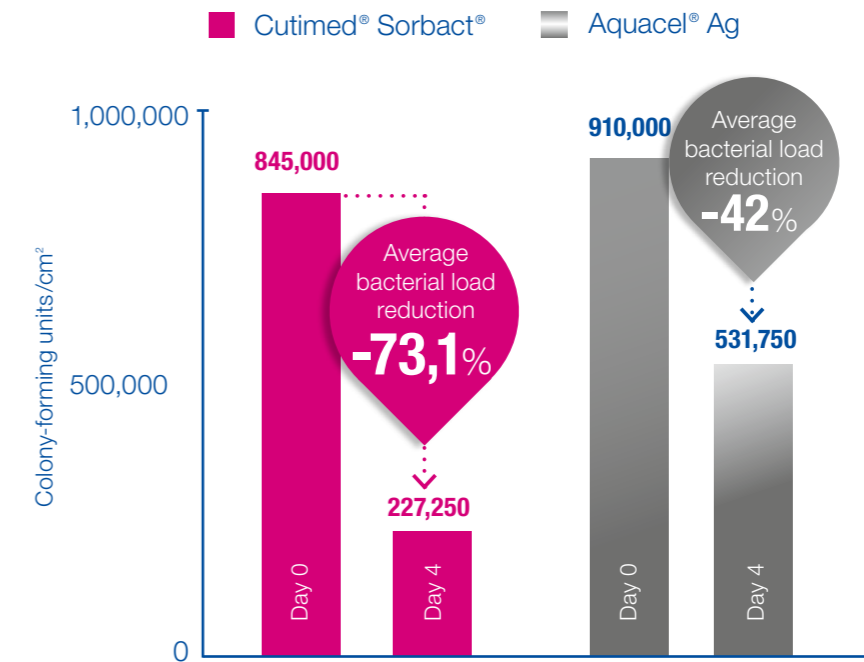
Bound pathogens are removed **with each dressing change**

To learn more about **Cutimed® Sorbact®**'s purely physical efficacy and mode of action, please visit our **Cutimed®** YouTube channel:



# Cutimed® Sorbact® has demonstrated proven effectiveness

In a randomized, comparative, single site study of 40 patients with leg ulcers, Cutimed® Sorbact® was more effective at reducing bioburden than Aquacel® Ag.<sup>1</sup>



Cutimed® Sorbact®		
Mode of action	Features	Benefits
Purely physical mode of action	No release of antimicrobial agents	May help reduce potential for additional irritation
	Does not release additional endotoxins <sup>2</sup>	May reduce potential to cause additional inflammation and delay in wound healing <sup>4</sup>
	No known mechanism of resistance has been described	May help reduce the risk of generating resistant strains of bacteria

<sup>1</sup> Mosti et al., Comparative study of two antimicrobial dressings in infected leg ulcers: a pilot study, Journal of Wound Care, 2015 Mar;24(3):121-2; 124-7


<sup>2</sup> As shown in vitro; Susilo YB, Husmark J, DACC Coated Wound Dressing and Endotoxin: Investigation on Binding Ability and Effect on Endotoxin Release from Gram-negative Bacteria. Poster presented at EWMA 2019.

<sup>4</sup> Ovington L. Bacterial toxins and wound healing. Ostomy Wound Manage. 2003 Jul;49(7A Suppl):8-12. Review.

# Cutimed® Sorbact® Ribbon Gauze

## Dual purpose – Cavity wounds and fungal Infections

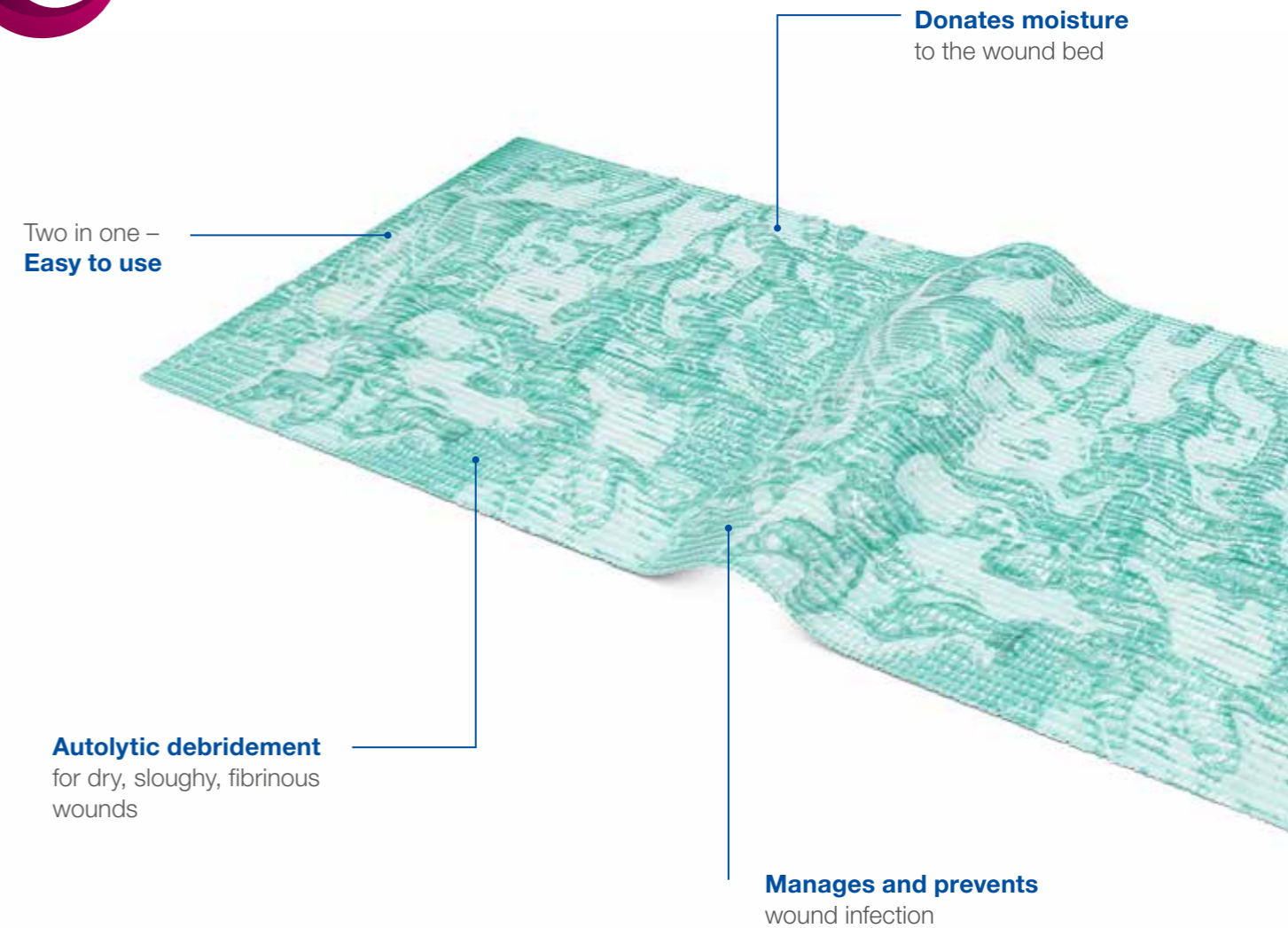
Cutimed® Sorbact® Ribbon Gauze can be used to provide effective treatment to cavity wounds of all sizes, as well as **treating dermal fungal infections and intertrigo**.



# Cutimed® Sorbact® Gel Dressing

## Wound Bed Hydration

Cutimed® Sorbact® Gel Dressing combines the Sorbact® wound contact layer with a **high moisture-donation** water-based gel. The donation is essential for the autolytic debridement capacity in fibrinous, necrotic, and sloughy wounds.





# Leukoplast® Leukomed® Sorbact®

Innovative surgical post-operative dressing **helps to reduce wound bacteria** colonization by its physical mode of action

### Effectiveness proven in clinical evidence:

- Clinically significant 65% relative risk reduction of acquiring a surgical site infection post caesarean section<sup>5</sup>
- Up to 57% cost reduction of SSI when treating caesarean sections, using NHS cost model<sup>6</sup>
- Effective reduction of the bacterial burden in critically colonised or locally infected wounds<sup>7</sup>



# Leukomed® by **Leukoplast®**

<sup>5</sup> Stanirowski J, Bizon M, Cendrowski K, et al (2016b) Randomized controlled trial evaluating dialkylcarbonyl chloride impregnated dressings for the prevention of surgical site infections in adult women undergoing caesarean section. Surg Infect (Larchmt) 17(4): 427 -35

<sup>6</sup> Stanirowski PJ, Davies H, McMaster J, Mealing S, Sawicki W, Cendrowski K, Posnett J. Cost-effectiveness of a bacterial binding dressing to prevent surgical site infection following caesarean section. J Wound Care. 2019 Apr; 28(4):222-228.

<sup>7</sup> Cutting K, Maguire J (2015) Safe bioburden management. A clinical review of DACC technology. Journal of Wound Care Vol 24, No 5

Cutimed®	Wound pad	Size	REF no.	Units	old REF no.	
<b>Sorbact® Absorption Dressing</b> Dressing fabric with absorbent core.		10x10 cm	72162-16	20	S98222	
		10x20 cm	72163-09	10	S98223	
		7x9 cm	72161-14	20	S98224	
<b>Sorbact® Ribbon Gauze</b> For use in cavity wounds of all kinds.*		1x50 cm	72166-09	20	S98118	
		10x200 cm	72166-10	10	S98119	
		5x200 cm	72167-00	10	S98120	
<b>Sorbact® Compress (swab)</b> Flat, folded dressing for deep or superficial wounds.*		7x9 cm	72165-00	40	S98125	
		4x6 cm	72164-00	40	S98128	
<b>Sorbact® NPWT (Negative Pressure Wound Therapy)</b>		10 x 100 cm	72693-08	10	S98410	
<b>Sorbact® Round Swab (Ball)</b> Preformed for deep and superficial wounds.*		Walnut	72168-00	14	S98126	
<b>Sorbact® Gel Dressing</b> Promotes autolytic debridement.*		7.5x7.5 cm	72611-00	10	S98136	
		7.5x15 cm	72611-01	10	S98137	
		3x15 cm	72764-00	10	S98139	
		15x20cm	72611-16	5	S98180	
		20x25cm	72764-01	5	S98181	
<b>Sorbact® Foam Dressing</b>		10x10 cm	72763-00	10	S98310	
		15x15 cm	72763-01	10	S98315	
		10x20 cm	72763-02	10	S98320	
<b>Sorbact® Foam Gentle Border (Siltec Sorbact)</b> Super-absorbent foam dressing for moderate to highly exuding wounds; silicone adhesive border.		(4x4 cm)	7.5x7.5 cm	73251-30	10	S98531
		(6x6 cm)	10x10 cm	73251-31	10	S98532
		(10x10 cm)	15x15 cm	73251-32	10	S98533
<b>Sorbact® Superabsorbent (Sorbion Sorbact)</b> Super-absorbent dressing for highly exuding wounds.		(8x9 cm)	10x10 cm	72698-00	10	S98501
		(7.7x17.8 cm)	10x20 cm	72698-01	10	S98502
		(17.8x17.8 cm)	20x20 cm	72698-02	10	S98503
		(17.5x27.5 cm)	20x30 cm	72698-03	10	S98504
Leukomed® Sorbact®	Wound pad	Size	REF no.	Units	old REF no.	
<b>Sorbact® Surgical Dressing (Leukomed Sorbact)</b> Especially suitable for use in post-operative wounds.		(2.8x3.8 cm)	5x7.2 cm	76199-26	100	S98140
		(4x6.5 cm)	8x10 cm	76199-01	20	S98141
		(4x11 cm)	8x15 cm	76199-02	20	S98142
		(5x15 cm)	10x20 cm	76199-03	20	S98143
		(5x20 cm)	10x25 cm	76199-04	20	S98144
		(5x25 cm)	10x30 cm	76199-05	20	S98145
		(5x30 cm)	10x35 cm	76199-06	20	S98146

\* These dressings require an additional dressing on top to ensure proper exudate management.

Sorbact® is a registered trademark of ABIGO Medical AB. Cutimed and Leukomed are registered trademarks of BSN medical GmbH.

Ask your sales representative for more information or order your sample kit.  
**See for yourself – it's time to go green!**



Cutimed<sup>®</sup>,  
an Essity brand

ESS0391  
7/2021

PO Box 337,  
Mount Waverley,  
Victoria, Australia 3149  
[www.essity.com](http://www.essity.com)

**Customer Service Australia**  
T 1300 276 633 F 1300 998 830  
**Customer Service New Zealand**  
T 0508 276 111 F 0508 998 830